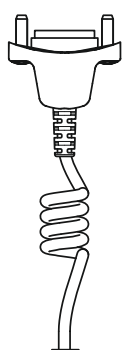


Broadcast headsets

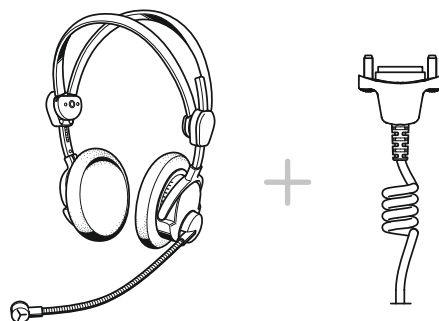
Cable and connector overview



System connector
Pin assignment

- 1 Audio + Left
- 2 Audio + Right
- 3 Audio - Left
- 4 Audio - Right
- 5 Not connected
- 6 Mic +
- 7 Mic -
- 8 Screen

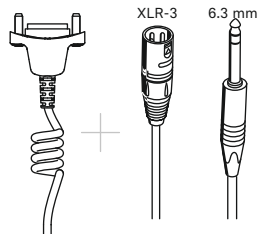
Compatible headsets and cables



	Cable X3K1	Cable 6	Cable 8	Cable X4F	Cable X5
HMD 300	✓	✓	✓	✓	✓
HMD 46	✓	✓	✓	✓	✓
HME 46	✓	✓	✓	✗	✗
HMD 26	✓	✓	✓	✓	✓
HME 26	✓	✓	✓	✗	✗
HMD 27	✓	✓	✓	✓	✓
HME 27	✓	✓	✓	✗	✗
HMDC 27	✓	✓	✓	✗	✗

✗: no P48 supply for the microphone

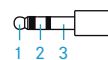
Cable X3K1



XLR-3M connector
Solder side

- 1 Screen
- 2 Mic. +
- 3 Mic. -

6.3 jack plug



- 1 Audio + Left
- 2 Audio + Right
- 3 Audio -

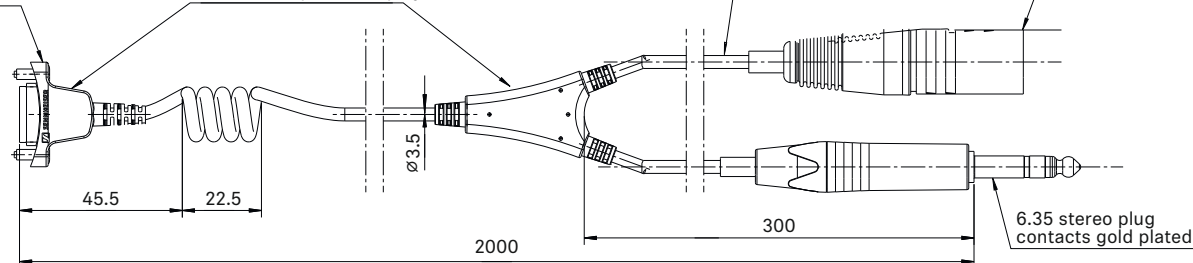
Headset Cable X3K1

Cable interface to
SENNHEISER HMS

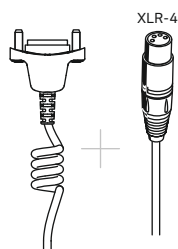
Overmolding:
TPC (Thermoplastic Copolyester)

Cable material:
Cable jacket TPU
Wires reinforced with Kevlar

XLR 3 plug
contacts gold plated



Cable X4F



XLR-4F connector
Solder side

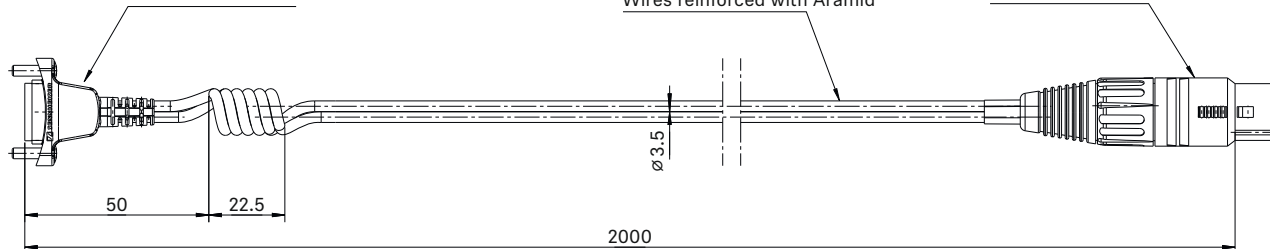
- 1 Mic. screen
- 2 Mic. +
- 3 Audio -
- 4 Audio +

Headset Cable X4F

Cable interface to
SENNHEISER HMS

Cable material:
Cable jacket PUR
Wires reinforced with Aramid

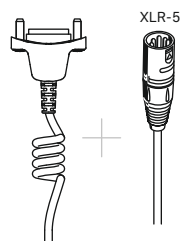
XLR 4 plug
contacts gold plated



Broadcast headsets

Cable and connector overview

Cable X5

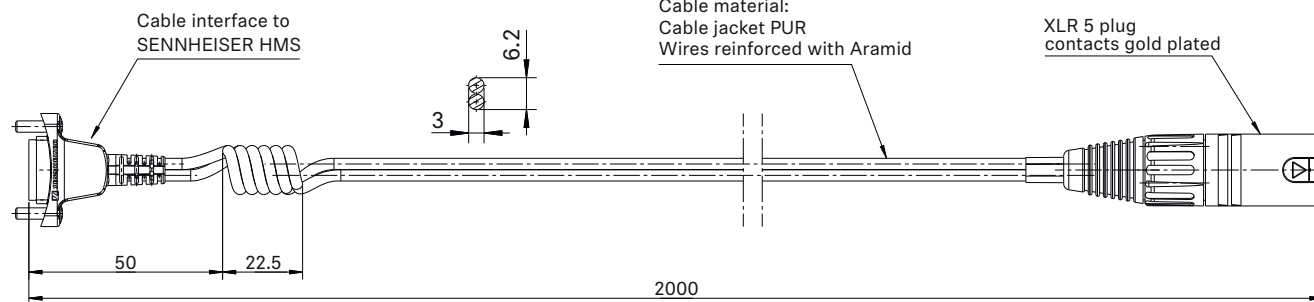


XLR-5M connector
Solder side

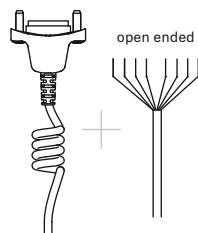


- 1 Mic. screen
- 2 Mic. +
- 3 Audio -
- 4 Audio + Left
- 5 Audio + Right

Headset Cable X5

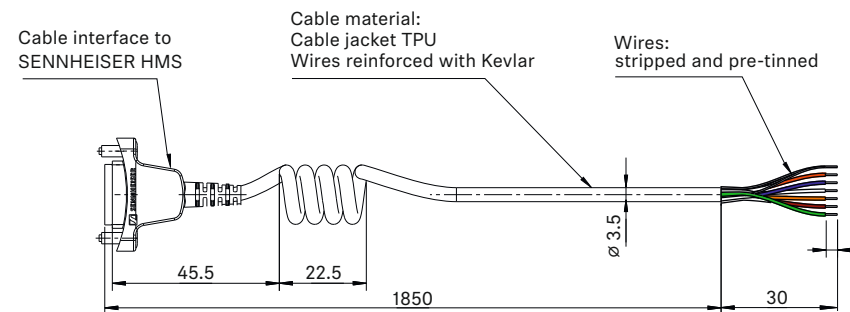


Cable 6

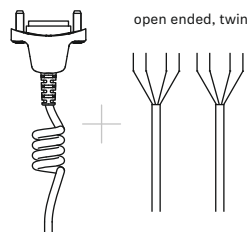


- white Audio + Left
- orange Audio + Right
- brown Audio - Left
- green Audio - Right
- Not connected
- red Mic. +
- blue Mic. -
- screen Mic. screen

Headset Cable 6



Cable 8



- yellow Audio + Left
- red Audio + Right
- grey Audio - Left
- blue Audio - Right
- red Mic. +
- blue Mic. -
- screen Mic. screen

Headset Cable 8

